

## Guide to Wordominos

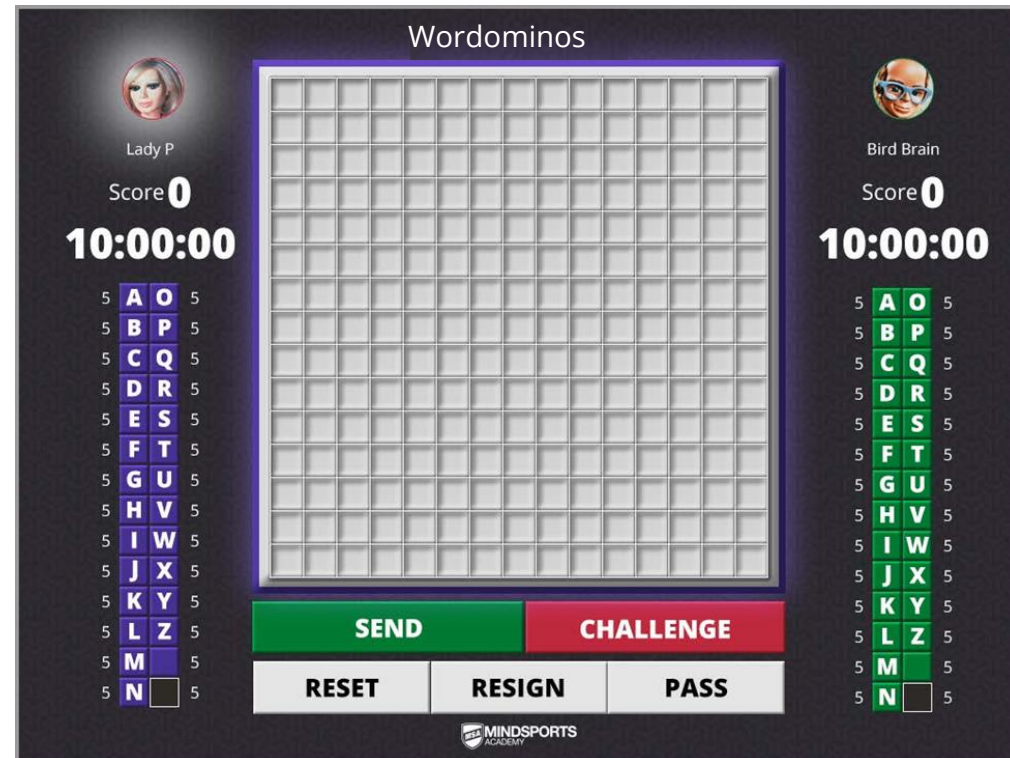


Wordominos is Mindsports Education new word game.

It is a mash up between the board game Scrabble and the popular crossword game.

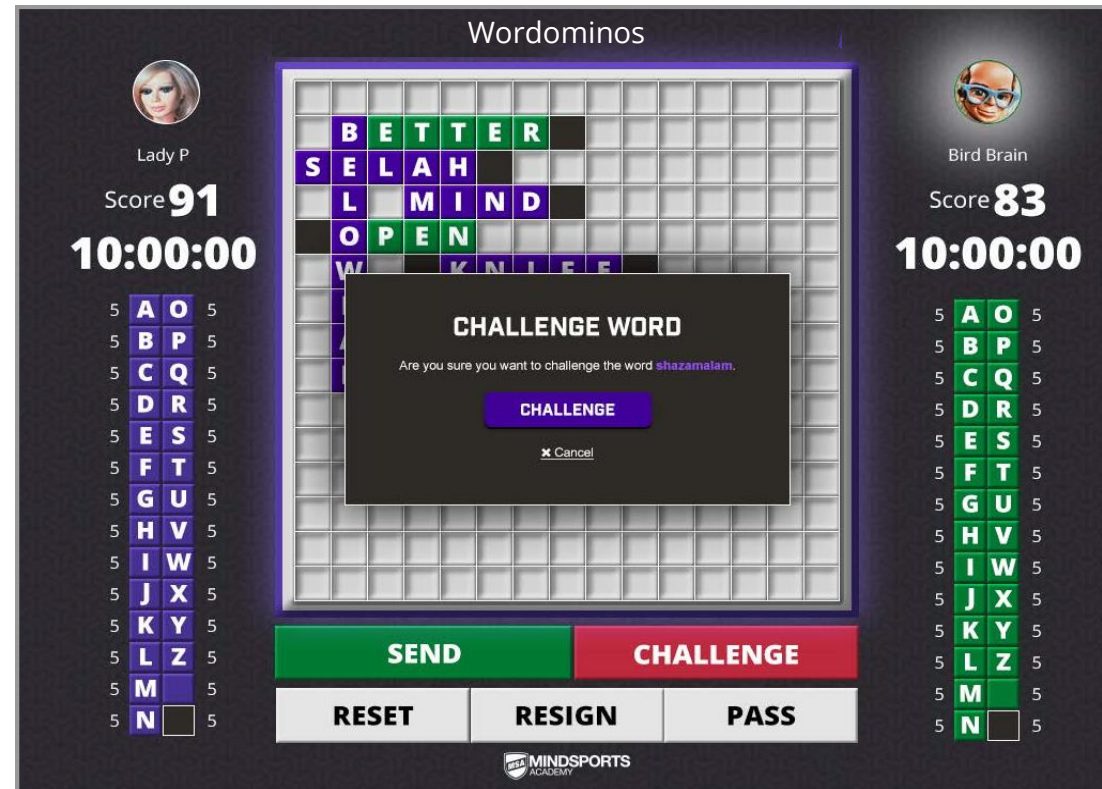
The game is designed to be played online Player v Player.

There are multiple levels to complete



# The Aim

- The idea of Wordominos is to use up all your letter tiles and block your opponent in the allocated time.
- Create as many high scoring words with the selection of letter tiles in your possession.



## The Rules – Word Placing

- ❖ First move will start anywhere on the board.
- ❖ Players will continue to place words adjacent to each other. Words must be linked.
- ❖ Words can start from 2 letters in length.
- ❖ Words can be placed in parallel to each other.
- ❖ Any amount of tiles can be used for the turn

## The Rules – Tiles

Players will have:

- 2 tiles of each type for 7\*7 board
- 3 tiles of each type for 11\*11 board
- 5 tiles of each type for 15\*15 board

The following types of tiles will be available:

- Letters (a-z)
- Blank tile
- Block

Blank tile can be used for any letter. When placing blank tile, player will be able to choose the exact letter.

Block can be placed adjacent to any tile played on current turn.

Player will be able to play blocks on his turn without playing a word. This case blocks can be placed adjacent to ANY letter on the board.

Maximum 2 blocks can be placed per turn.

Cells with blocks can't be used for placing letters.

## The Rules – Challenging

Players will be able to challenge opponent's last turn.

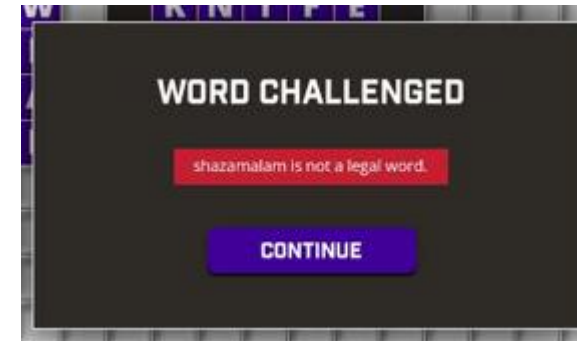
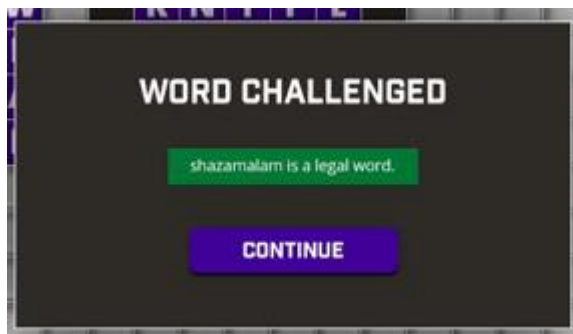
A separate Wordominos English dictionary will be used for the words validation.

If any word of the turn will be illegal, then the turn will be illegal.

If the challenged words are legal (exist in the Wordominos dictionary), then challenging player will lose his turn.

If the challenged words are not legal (do not exist in the Wordominos dictionary), then:

- Challenged turn letters will be returned to the challenged player
- Challenged player score will returned
- Challenging player will play his turn





## The Rules – Game Ending

A game will end when:

- ❖ Player's time is over
  - Player, who spent all his time, loses the game.
- ❖ Player used all his tiles
  - Player, who used all his tiles, wins the game.
- ❖ All cells at board are used
  - Player with the highest game score wins.
- ❖ 3 consecutive passes made by both Players
- ❖ Player with the highest game score wins.
- ❖ Player resigned
  - Player who has resigned, loses the game

The screenshot shows the Wordminos game interface. At the top, the title "Wordminos" is centered. On the left, the player "Lady P" is shown with a score of 91 and a timer at 10:00:00. On the right, the player "Bird Brain" is shown with a score of 83 and a timer at 10:00:00. Both players have a vertical rack of letter tiles. The central game board displays several words: "BETTER", "SELAH", "L MIND", "OPEN", and "W K N L E". A large black modal box in the center of the board says "YOU WIN!" and "You won 2 shields." with a "CHALLENGE AGAIN" button and a "Close" link. At the bottom of the interface, there are buttons for "SEND", "CHALLENGE", "RESET", "RESIGN", and "PASS". The MSA MINDSPORTS ACADEMY logo is at the bottom center.

## The Rules – Scoring

Scores are calculated by the following:

- ❖ Number of points equals
  - Number of letter tiles played x Number of words made
- ❖ Blank tiles
- ❖ Blocks

The screenshot shows the Wordminos game interface. At the top, the game title "Wordminos" is centered. On the left, player "Lady P" has a score of 91 and a timer of 10:00:00. On the right, player "Bird Brain" has a score of 83 and a timer of 10:00:00. The central 10x10 grid contains the following words: BETTER (horizontal), SELAH (vertical), MIND (horizontal), OPEN (vertical), and KNIFE (horizontal). A central pop-up message reads "OPPONENT WINS!" with a "CHALLENGE AGAIN" button and a "Close" option. At the bottom, there are buttons for "SEND", "CHALLENGE", "RESET", "RESIGN", and "PASS". A rack of letters is visible on both sides, with letters A, O, B, P, C, Q, D, R, E, S, F, T, G, U, H, V, I, W, J, X, K, Y, L, Z, M, N.