



Online Tournament Guide

Getting Started

1. Decide what tournament you wish to run:

- ❖ In-house – between your club/class
- ❖ Against another school

2. Choose criteria for tournament:

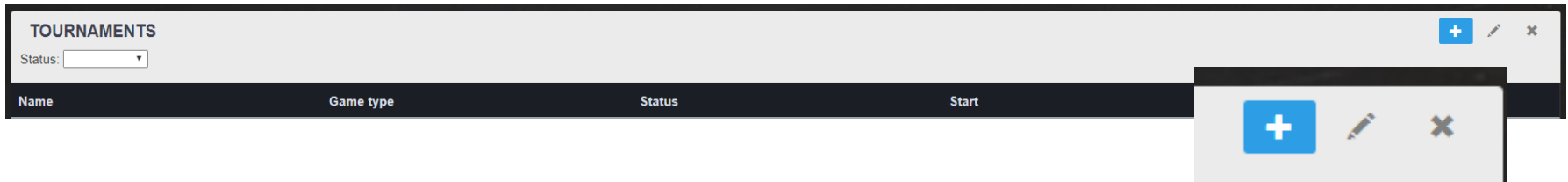
- ❖ Tournament Name
- ❖ Game Type – Chess, Go or Word Games
- ❖ Start Type
 - Exact date and time - Pick a specific day and time for the tournament to run
 - When Full – Dependent on how the number of players you set. Please note this tournament will automatically start when the last players joins so all must be online at the same time
- ❖ Maximum number of participants – we recommend set in 4's to ensure smooth running of rounds.
- ❖ .Clock time limit for each player

Setting up your online tournament

1. Log into the Mindsports Education Sports Room
2. In the top bar to the left of the Sports Room you will see 2 separate tabs:
'LOBBY' and 'TOURNAMENTS'
 - ❖ LOBBY = the live sports room
 - ❖ TOURNAMENTS = where you can set up your own tournaments and find ones you have already created
3. Click the Tournaments tab



3. You will be taken to a new page – here you will see all tournaments that you have set up.



The screenshot shows a "NEW TOURNAMENT" form with three tabs: "General", "Settings", and "Game". The "General" tab is selected. The form contains the following fields:

- Name: A text input field with the placeholder text "Tournament".
- Game type: A dropdown menu with "Scrabble" selected.
- Start type: A dropdown menu with "At the exact date/time" selected.
- Start date: A text input field with the value "09/14/2017 3:00 PM".

At the bottom of the form, there are two green buttons: "NEXT" and "CANCEL".

4. To add a new tournament click the highlighted blue + sign and a pop out will appear.

TOURNAMENTS						
Name	Game type	Status	Start	Players limit	Buy-in	
Status: <input type="text"/>						

5. Complete the form with the type of tournament you have planned and click next, there are 3 pages to complete. Game time is shown in seconds.

6. To review each page you are able to click the wording at the top to go back through each page.

7. Once you are happy all the information is correct, click OK and the tournament will appear in your list.

The tournament will appear in the live sports room under the specified game tab

8. To return to the main sports room, click 'LOBBY' located top left of the page.

NEW TOURNAMENT

General
Settings
Game

Name

Game type

Start type

Start date

NEXT

CANCEL



TOURNAMENTS

Status:

Name	Game type	Status	Start	Pla
------	-----------	--------	-------	-----

+ ✎ ✕

+ ✎ ✕

To **edit** your tournament details:

1. Highlight the tournament in your list
2. Click the pencil icon at the top of the page, this will be highlighted in green
3. The pop up will reappear so you can work through each page and edit where needed.

To **delete** your tournament:

1. Highlight the tournament in your list
2. Click the X icon at the top of the page, this will be highlighted in red
3. A pop up will appear asking you to confirm this is the tournament you wish to delete.
4. To delete click confirm, this will remove the tournament from your list and the sports room

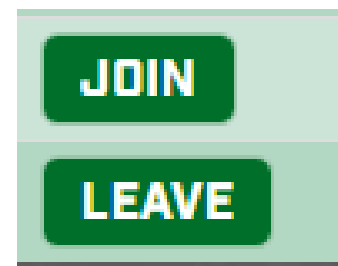
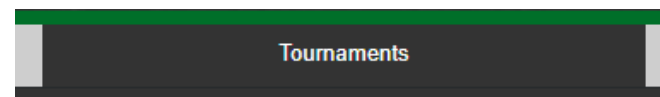
WORD GAME		CHESS		GO		HAMATS (BETA)			
Player v Player		Player v Computer		Tournaments		My Games		My Friends	
NAME	TYPE	START TIME	RATED	PLAYERS	BUY-IN	ACTION			

Your tournament is now ready for your students to join

To join the tournament players needs to locate the tournament name under the chosen mindsport in the tournaments tab.

Next to the tournament there is a JOIN button, players click this button to enter a pop will appear to confirm.

If they can no longer make the tournament start time, players can LEAVE the tournament by clicking the leave button and confirming.



WORD GAME		CHES		GO		HAMATS (BETA)	
Player v Player		Player v Computer		Tournaments		My Friends	
NAME	TYPE	START TIME	RATED	PLAYERS	BUY-IN	ACTION	

To see who has joined your tournament under the players column you are able to click the number and a small pop out will appear with the list of usernames.

To close this pop out simply press the x at the bottom.

PLAYERS

7 / 8

0 / 10

Exact date and time tournaments will begin automatically at the set time.

If there is only 1 person registered the tournament will be cancelled.

TOURNAMENT PLAYERS

Scrabble daily has 7 players.

PLAYER	RATING
1. hazwanizahirah	1000
2. leisly	1000
3. philip	1000
4. philip13	1000
5. Sh2015	1000
6. shehriyar16	1000
7. Shehry16	1000

✕ Cancel